

frenchtoday™



Une Semaine Au Ventoux
Audio Novel

SAMPLE

COPYRIGHT © 2023 by Camille Chevalier-Karfis / French Today
1st Edition - Published March 2023

For more information, contact us at

French Today
63 Rue De Goas Plat
22500 Paimpol - France

www.Frenchtoday.com
info@Frenchtoday.com
Twitter: @Frenchtoday
Facebook: www.facebook.com/Frenchtoday

All rights reserved. This book or parts of it should not be reproduced in any form whatsoever without the prior written permission of the author.

The scanning, uploading and distribution of this book via the internet or via any other means without the permission of the author is illegal, and punishable by law. Please purchase only authorized electronic editions, and do not participate in or encourage the electronic piracy of copyrighted materials. Your support of the author's rights is appreciated.

While we take every reasonable step to ensure that all information displayed in this book is accurate, we accept no liability for any losses arising, however caused.

SAMPLE

Table Of Contents

Introduction	6
How To Work with This Audiobook	8
The Story	8
The Questions And Answers	8
The English Translation	9
1. Départ Pour Le Ventoux	10
Story	11
Questions & Answers	16
2. Description De La Maison	20
Story	21
Questions & Answers	27
3. Visite De Malaucène	30
Story	31
Questions & Answers	38
4. Promenade Dans Les Vergers	41
Story	42
Questions And Answers	48
5. Location De Vélos Électriques	51
Story	52
Questions & Answers	58

SAMPLE

6. Au Marché De Vaison-La-Romaine	61
Story	62
Questions & Answers	67
7. Au Marché - Achat De Légumes	70
Story	71
Questions & Answers	75
8. Au Marché - Achat De Fruits	78
Story	79
Questions & Answers	83
9. Visite De Vaison	86
Story	87
Questions & Answers	95
10. Recette De La Ratatouille	98
Story	99
Questions & Answers	105
11. Piquenique À Crestet	108
Story	109
Questions & Answers	114
12. Vues Grandioses Et Petites Frayeurs	117
Story	118
Questions & Answers	122

SAMPLE

13. Visite D'Un Vignoble Bio	125
Story	126
Questions & Answers.....	133
14. Dégustation Et Oenologie Géologique	136
Story	137
Questions & Answers.....	143
15. Le Mont Serein À Vélo	146
Story	147
Questions & Answers.....	154
16. Promenade En Montagne	157
Story	158
Questions & Answers.....	164
17. Conclusion	167
The À Moi Paris French Method	168
Common European Framework of Reference for Languages (CEFR) Equivalent	174
Additional Products	175
100% Money Back Guarantee	176
Let's Connect!	177

SAMPLE

Introduction

Many people enjoy France and its language. They have studied French, know the rules of grammar, speak French more or less fluently, and are eager to find good materials to help them improve their conversation and understanding skills.

Unfortunately, although there are a lot of books and movies available out there, these tools are too difficult for the beginner and intermediate students, and often end up being more discouraging than helpful.

So I've decided to create this audiobook series. In these realistic and lively dialogues, you'll join Thomas and Angela on their various trips to France. You'll learn a ton of helpful, daily, up-to-date vocabulary, learn about France's culture and prepare for likely conversations and situations, as you are discovering a specific area of France.

The style of writing is rather straightforward: I use simple sentence constructions, focus on everyday vocabulary and expressions, favor simple tenses, so that the story is reachable – yet entertaining and interesting – to any level of French speaker.

Since the story is entirely translated into English, you can easily peek at the translation. And if you want to challenge your understanding, use the hide and reveal translation option in the app!

I then recorded the story at two speeds

– a slower, well enunciated speed you can repeat,

- and a faster speed featuring casual modern French pronunciation to prepare you to understand French natives when they speak.

As a foreigner, you don't need to speak like this yourself, but you need to understand this way of speaking since this is the way we speak in France nowadays.

Une Semaine au Ventoux is the third audiobook in the "Une Semaine A..." series.

- The first one, "[Une Semaine à Paris](#)" concentrates on situations and places any tourist traveling to Paris is bound to experience.

- The second one, "[Une Semaine à Paimpol](#)" takes you to my home town and will provide vocabulary and expressions to face problems tourists may encounter. Poor Thomas and Angela also ran into a lot of troubles in that story which comes with it's own travel-related vocabulary (dealing with transport problems, seeking help at a pharmacie, etc...)!

- The present audiobook is a bit different since I retrace a trip Olivier and I took to Mont Ventoux in

SAMPLE

2022. The story is of course invented, but a lot of the activities are based on our actual trip. I couldn't help but insert a lot of landscape descriptions: the nature there is just breathtaking. So you may find this audiobook a bit more challenging to understand. Well, that's what the English translation is for!

Because we were there, we took many pictures and even videos, and decided to share them all with you: [bookmark this page](#) and go there after you've read a chapter to see my pictures, and more links to related free resources on French Today.

The amount of work you will put into this audiobook is up to you: you can just listen to the story and have fun along the way, or make a point to memorize the vocabulary and expressions and really improve your French.

Should you need a grammar refresher, I suggest you check out my [À Moi Paris learning method](#) : clear grammatical explanations in English illustrated by a level-adapted, ongoing bilingual novel also recorded at several levels of enunciation.

Should you want more practice, check out my [À Moi Paris exercise audiobooks](#). Designed to offer additional exercises to complement the À Moi Paris learning method, they can also be used on their own and provide hours of drills and Q&A.

Good luck with your French studies, and remember, mindful repetition is the key!

SAMPLE

How To Work with This Audiobook

The most important tip here is REPEAT OUT LOUD, not just in your head.

1. The Story

Each chapter of the story is recorded two times:

1. At a slower speed, overly enunciated so you can really hear all the French sounds
2. Then at a "modern French" speed, respecting the modern glided pronunciation of spoken French, for you to practice on understanding French people when they speak among themselves.

How to study:

1. LISTEN to the recording of the story part. Can you guess what is happening? Stay focused on the context and the storyline. So you didn't understand one word? The worst that can happen is for your brain to freeze - and then you'd miss the rest of the story. What you don't know, you can usually guess: guessing what is logically happening in a given context is very important in language learning. It's essential that you develop this ability in French and force your brain to go with the flow of the story or conversation.
2. Read the English translation if you need to, then read the French at the same time as the recording is playing. Note the glidings, liaisons, intonation and word groupings that happen. Write them down on the printout of the transcript to help you read the story better. [[How to Print The Transcript](#)]
3. REPEAT OUT LOUD whole sentences. You will probably need to use the pause and play buttons. Try to mimic the sing-song and modulation of my voice as if you were an actor: pay close attention to the glidings, the elisions and liaisons, and also to the word grouping: where I pause and breathe within the sentence. Repeat as many times as necessary for you to be able to read comfortably.
4. Now study the English translation carefully. What's different between the way you'd say the same sentence in French and English?
5. Create your own flash cards based on what's new to you and stands out in the translation. Use the vocabulary in the story to create theme-specific lists and test your memory.

2. The Questions And Answers

This section is designed to entice you to speak out loud, and practice what you've learned.

For the first three chapters, I'll use the most formal way to ask questions in French: inversion and est-ce que for questions which can be answered by "yes" or "no" (and also for "qu'est-ce que"). Then, chapter four to six I'll use mostly the street French way of asking questions. Then I'll mix them all up according to... what sounds good to me at that time!

To learn more about the different ways of asking questions in French, I invite you to download my audio masterclass [Secrets of French Conversation](#): clear explanations and plenty of exercises with audio recordings to gain speed when answering and asking questions in French!

The Questions and Answers are also a great section to train on your pronunciation, since the sentences are quite short. Repeat out loud, or say the sentence before I do and compare your pronunciation to mine.

If you want to work on your written French, you can use the audio as a dictation. Play with the pause button as needed so you have time to write the sentences down.

I encourage you to really work with this section, and often repeat these exercises. Understanding questions quickly and having the courage to answer them out loud is the key to any successful interaction in French.

3. The English Translation

The translation is here to help you understand the French. So I kept it as close to the French structure as possible. It may not be the way you'd say it in English... Again, it's not supposed to stand on its own but only as a way to help you understand.

The app features a hide and reveal button. So if you want to challenge your understanding, repeat the French audio, if needed look at the French transcript and hide the translation so you are not tempted to peek at it!

Good luck with your French studies, and remember, mindful repetition is the key!

SAMPLE

05. Location De Vélos Électriques



SAMPLE

Story

Après le déjeuner, les trois cyclistes expérimentés repartent explorer la région avec leurs vélos "gravel" ; ce sont des vélos de course mais avec des pneus tout-terrain qui leur permettent donc de faire de la route et aussi d'aller sur les chemins de pierre.

After lunch, the three experienced cyclists go back out to explore the region with their "gravel" bikes; they are racing bikes but with all-terrain tires which allow them to bike on the road but also to go on gravel paths.

Thomas, Angéla et Isabelle ont décidé de louer des vélos électriques pour la semaine, comme ça ils pourront de temps en temps suivre leurs amis. Ils vont donc à "Provence Cycles", un des magasins de location de vélos de Malaucène.

Thomas, Angela and Isabelle have decided to rent electric bikes for the week, that way they can follow their friends from time to time. So they go to "Provence Cycles", one of the bike rental shops in Malaucène.

Même si on est hors saison, ils avaient déjà appelé le magasin pour réserver des vélos, et se renseigner sur les horaires d'ouverture.

Even though it's off-season, they had already called the store to reserve bikes and find out about opening hours.

Isabelle entre dans le magasin et s'adresse au vendeur.

Isabelle enters the store and speaks to the seller.

Isabelle Bonjour Monsieur. Je m'appelle Isabelle. Nous avons appelé la semaine dernière pour réserver trois vélos électriques.

Hello Sir. My name is Isabelle. We had called last week to reserve three electric bikes.

Alex Bonjour Madame. Moi, c'est Alex. Vous vouliez trois VTC électriques, n'est-ce pas : pas des VTT ?

Hello Ma'am. I'm Alex. You wanted three hybrid bikes, right: not all-mountain bikes?

SAMPLE

Isabelle Oui. On va rester sur la route et des petits chemins : donc des vélos tout chemin ça ira très bien, on n'a pas besoin de vélos tout terrain.
Yes. We're going to stay on the road and small paths: so hybrid bikes will be fine, we don't need all-mountain bikes.

Alex Ok. Alors je vais vous demander vos tailles, et une carte d'identité pour remplir le contrat.
Ok. So I'm going to ask you for your sizes, and an ID to fill out the contract.

Isabelle Eh bien il y a un homme d'un mètre quatre-vingt-trois et deux femmes : un mètre soixante-quinze et un mètre soixante-cinq.
Well, there's a six feet tall man and two women: five feet seven and five four.

Alex D'accord. Alors on part sur un grand et deux moyens. Est-ce que vous voulez prendre une assurance supplémentaire "toute casse, tout vol" pour cinq euros supplémentaires ?
OK. So we're going with a large and two medium. Do you want to take out additional "any breakage, any theft" insurance for an additional five euros?

Isabelle Euh... Oui. Merci. Et vous pouvez nous prêter des casques et des anti-vols n'est-ce pas ?
Uh... Yes. Thank you. And you can lend us helmets and locks, can't you?

Alex Oui. On vous donnera tout ça. Des paniers aussi si vous voulez.
Yes. We'll give you all that. Baskets too if you want.

Isabelle Un seul panier, ça sera suffisant... On a tous des sacs à dos.
En revanche, comme je vous l'avais dit au téléphone, j'ai une prothèse de jambe. J'ai l'habitude de faire du vélo et j'ai pris un cale-pied qui se monte normalement facilement sur les pédales standard.
*Just one basket will be enough. We all have backpacks.
Apart from that, as I told you on the phone, I have a leg prosthesis. I'm used to cycling and took a shoe strap which normally mounts easily on standard pedals.*

Alex D'accord. Aucun problème, on vous montera ça à l'atelier. Voilà... J'ai rempli le contrat avec les informations de votre carte d'identité. Veuillez vérifier que toutes les informations sont correctes, et puis je vais prendre votre carte de crédit.
OK. No problem, we'll put it on for you at the workshop. There you go... I filled out the contract with your ID information. Please verify that all the information is correct, and then I'll take your credit card.

Isabelle signe le contrat, paie et puis Alex l'invite à le suivre à l'atelier où il va prendre les vélos. Il les sort dans la rue devant l'atelier. Thomas et Angéla se rapprochent.

Isabelle signs the contract, pays and then Alex invites her to follow him to the workshop where he gets the bikes. He takes them out into the street in front of the workshop. Thomas and Angela get closer.

SAMPLE

Questions & Answers

1. Un vélo "gravel", c'est quoi ?

What's a "gravel" bike?

C'est un vélo de course mais avec des pneus tout-terrain.

It's a racing bikes but with all-terrain tires.

2. Qui va louer des vélos électriques ?

Who is going to rent electric bikes?

Thomas, Angéla et Isabelle.

Thomas, Angela and Isabelle are.

3. Ils ont appelé le magasin en avance pour faire quoi ?

Why did they call the shop ahead of time?

Pour réserver des vélos, et se renseigner sur les horaires d'ouverture.

To reserve bikes and find out about opening hours.

4. Un VTC, c'est quoi ?

What's a hybrid bike?

C'est un vélo tout chemin.

It's a bike for all terrains (for all road and track surfaces).

5. Et c'est quoi la différence avec un VTT ?

And how is it different from a mountain bike?

Un VTT, c'est pour tous les terrains, même la montagne : c'est plus sportif.

An all-mountain bike is for all terrains, including mountains: it's more sporty.

SAMPLE

SAMPLE

17. Conclusion

Félicitations ! You have completed "Une Semaine au Ventoux", I hope you enjoyed the experience and have noticed a significant improvement in your French.

I want to thank you again for your support. French Today is a very small family business: we're just two people: my husband Olivier and me, Camille. You can easily connect with us and follow French Today on all the social networks.

If you could take a second to [leave a review on our site](#), it would be super helpful: we don't advertise, word of mouth is our marketing strategy, and we rely solely on customer feedback which we proudly feature on our website.

I also invite you to explore [FrenchToday.com](#): there are over 600 free lessons on French vocabulary, grammar, culture, tips on how to learn French... And I'm adding new articles every week, many with audio recordings.


Olivier and I would appreciate any help to grow our community: if you enjoyed this audiobook, speak to your friends and teachers about French Today. If you're a member of the press or have a blog of your own, why not write an article about us? I'm happy to give my insight on French language and culture, and since I lived both in France and in the US, I have many observations to share.

I really hope this audio novel has rekindled your desire to learn French! To help you conquer the French language, check out all our [French audiobooks](#): the other audio novels of this "Une Semaine À..." series, and also our "À Moi Paris" French learning method are exclusively available on FrenchToday.com.

Good luck with your French studies, and remember, mindful repetition is the key!

SAMPLE

The À Moi Paris French Method



À Moi Paris Method - Beginner

This audiobook explains the foundations of French like no others. Clear grammar explanations, modern pronunciation tips, and really useful vocabulary. All illustrated by a fun story recorded at three different levels of enunciation (slower, enunciated and modern). Q & A section will entice you to practice out loud what you've learned and improve your confidence when handling simple conversations. **Audio:** 21hrs 21 mins - **Transcript:** 408 Pages - [More Details](#)

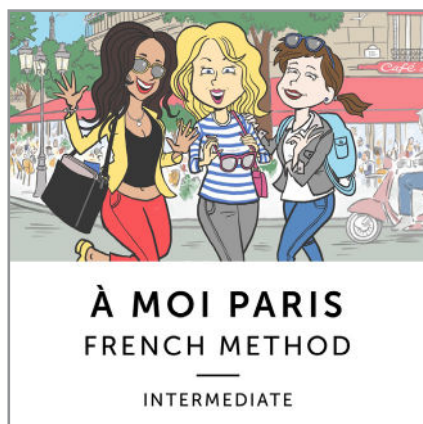
Real-life Situations Covered Include:

- Talking about your family & country
- Describing your hobbies (sports, music, travels)
- Discussing the weather
- Ordering food
- Telling the time
- Buying groceries
- Being sick
- Shopping for clothes
- Commenting on an apartment
- Planning a vacation and packing
- Going to the movies
- And more

SAMPLE

The Study Guide Includes:

- Verbs in ER + modern pronunciation
- Top 30 irregular verbs & pronunciation
- Reflexive verbs
- Formal and Informal greetings
- Politeness expressions
- Shopping & clothing vocabulary
- Traveling vocabulary
- Food vocabulary
- Housing & furniture vocabulary
- Family Vocabulary
- Sickness & medicine vocabulary
- And more



À Moi Paris Method - Intermediate

Master intermediate grammar and drastically expand your vocabulary. Keep practicing the present tense: the tense used the most in everyday conversation. Reinforce all these concepts in the context of an ongoing story recorded at 2 different levels of enunciation (enunciated & modern). Q & A section will entice you to practice out loud what you've learned and improve your confidence when handling intermediate conversations.

Audio: 18hrs 01 mins - **Transcript:** 380 Pages - [More Details](#)

Real-life Situations Covered Include:

- Describing and comparing people and things
- Making various kinds of phone calls
- Ordering and commenting on food

SAMPLE

- Flirting in French
- Discussing a TV show
- Going to the hospital
- Common slang
- Grocery shopping & setting a menu
- Taking the plane
- Driving in France
- Talking with and about babies/kids
- + A lot of small talk

The Study Guide Includes:

- Direct & indirect object pronouns
- Asking questions: Est-ce que, inversion & street
- Common & complex interrogative expressions
- Expressing possession & possessive adjectives
- Demonstrative & Interrogative adjectives
- Adjectives of colors and nuances
- Tous, tout, toute or toutes & pronunciation
- Quel, quelques, lequel, duquel, auquel, quelques-uns...
- Possessive & demonstrative pronouns
- Comparative & superlative adverbs
- Y/En and their modern glided pronunciation
- Adverbs and their place in the sentence



SAMPLE

À Moi Paris Method - Upper Intermediate

Understand how you build and use tenses of the past and future in French versus English. Unravel the secrets of Passé Composé versus Imparfait, the elusive “On” and more. Reinforce all these concepts in the context of an ongoing story recorded at 2 different levels of enunciation (enunciated & modern). Q & A section will entice you to practice out loud what you’ve learned and improve your confidence when handling upper intermediate conversations.

Audio: 19hrs 34 mins - **Transcript:** 447 Pages - [More Details](#)


Real-life Situations Covered Include:

- Discussing vacations and hobbies
- Going to the hairdresser and discussing looks
- Exploring feelings and relationships
- Addressing a problem in a restaurant
- Bargaining for prices
- Discussing diets, nutrition, and ecology
- Interacting with a young child
- Talking and making plans over the phone
- Going on a journey by train
- Relating pet stories
- Touring Giverny & discussing art

The Study Guide Includes:

- Recap overview of the present (le présent)
- Depuis ≠ pendant, en, dans, pour, il y a
- The near future construction (futur proche)
- The future (futur simple) and the future perfect (le futur antérieur)
- On versus nous
- The imperfect (l'imparfait) and the past tense “passé-composé”
- The participles (le participe présent et le participe passé)
- A direct and indirect object review
- How to choose between être or avoir for the passé-composé?
- The preterit / simple past (le passé simple) and the pluperfect (le plus-que-parfait)
- Expressing cause and consequences, opposition and restriction

SAMPLE



À Moi Paris Method - Advanced

Learn the meaning, construction and uses of the French conditional, imperative and subjunctive moods. Compare them to English and learn how the French avoid them. Reinforce these concepts in the context of an ongoing story recorded at 2 different levels of enunciation (enunciated & modern). Q & A section will entice you to practice out loud what you've learned and improve your confidence when handling advanced conversations and narration.

Audio: 19hrs 9 mins - **Transcript:** 461 Pages - [More Details](#)

Real-life Situations Covered Include:

- Renting an apartment in Paris
- Discussing the news
- Debating and lightly arguing
- Accepting/refusing an invitation
- Describing and navigating a city
- Tasting and describing a wine
- Discussing cooking, nutrition & health
- Going over a child's routine
- Expressing surprise and emotions
- Relating events in the past
- Communicating with co-workers
- Going to a yoga class

The Study Guide Includes:

- Present subjunctive construction & uses
- Ways to avoid the Subjunctive
- Subjunctive ≠ Indicative
- The "ne" explétif – a "ne" without any negative value

SAMPLE

- Conditional present construction
- "Je" form – Conditional pronunciation ≠ futur simple
- Conditional use in French ≠ English
- Past conditional – should have, would have, could have
- Hypothesis in French ("if" clauses)
- Imperative present construction & uses
- Imperative and pronouns
- The indirect speech



À Moi Paris Method - Supplemental Exercises

Looking for even more exercises to use with the French Today method?

These supplemental exercise-only audiobooks are specifically built to prepare you for today's modern spoken French. Drill on really useful French vocabulary, challenge your understanding with new words and expressions, come up with your own answers and develop your confidence and ease when speaking French. *(The À Moi Paris Method does include some exercises but these audiobooks features completely new ADDITIONAL exercises)*

[More details...](#)

SAMPLE

Common European Framework of Reference for Languages (CEFR) Equivalent

French Today's method is unique. The À Moi Paris method progresses differently than the traditional methods, so this is not a perfect match with the CEFR. Yet this will give you a rough idea.

To better understand your French level (especially your spoken French understanding), we have a [special audio-based test](#) on our site.

À Moi Paris Method -Beginner

- À Moi Paris L1 - Complete beginner to A1
- À Moi Paris L2 - Expansion of A1 towards A2

À Moi Paris Method - Intermediate

- À Moi Paris L3 - A2
- À Moi Paris L4 - Expansion of A2 towards B1

À Moi Paris Method - Upper Intermediate

- À Moi Paris L5 - B1
- À Moi Paris L6 - Expansion of B1 towards B2

À Moi Paris Method -Advanced

- À Moi Paris L7 - B2
- À Moi Paris L8 - Expansion of B2 towards C levels

SAMPLE

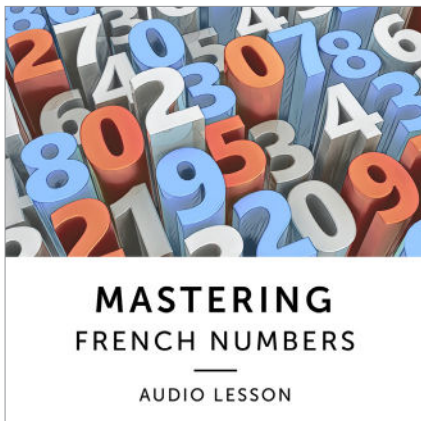
Additional Products



French Verb Drills Series (Vol. 1, 2 & 3)

Hundreds of drills on verb conjugation for the cornerstone verbs in the French language. 6 minutes a drill will build long lasting reflexes and will dramatically improve your French level and confidence.

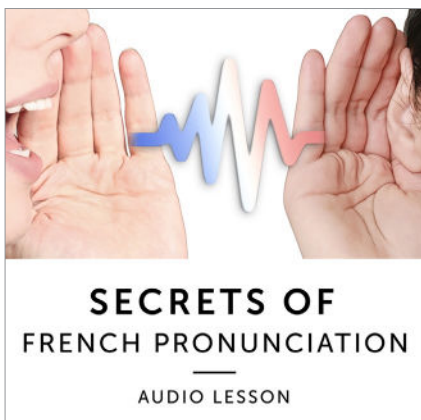
[More Details...](#)



Mastering French Numbers

Finally master your French numbers! Learn all the methods and tricks of “building” each number then train with audio to learn the proper French number pronunciation including the dreaded glidings, study fun expressions with numbers, how to tell the time and prices in French.

[More Details...](#)



Secrets of French Pronunciation

This 3 hrs 41 min long French audio lesson and drills cover the foundations as well as the difficulties of French pronunciation (*can you say out loud 'Je cueille une vieille feuille sur une treille dans la ville de Lille?'*).

[More Details...](#)

SAMPLE

100% Money Back Guarantee

French today offers a 100% money back guarantee on all products sold through our [online store](#).

If within 120 (one hundred twenty) days of your purchase you are not satisfied that the product that you have bought improves your French language skills, we will refund you 100% of the purchase price.

It's that simple!

How do i get my refund?

Just contact us, let us know your order number and, optionally, why you are not happy. Within 72 hours, we'll refund the full amount.

Guaranteed!

SAMPLE

Let's Connect!

Join me on Facebook and Twitter for daily mini French lessons and interesting links & photos about France and French culture...

- FACEBOOK: www.facebook.com/frenchToday
- TWITTER: www.twitter.com/frenchtoday
- PINTEREST: www.pinterest.com/frenchtoday
- YOUTUBE: www.youtube.com/user/frenchtoday
- INSTAGRAM: www.instagram.com/realfrenchtoday

SAMPLE